



COE

CENTERS OF EXCELLENCE
Inform Connect Advance



DIESEL MECHANICS, WELDERS, & AUTO BODY OCCUPATIONS

**INLAND EMPIRE REGION
ENVIRONMENTAL SCAN**

NOVEMBER 2008



**CENTER OF EXCELLENCE,
INLAND EMPIRE**

San Bernardino Community College District
114 S. Del Rosa Drive,
San Bernardino, CA 92408
(909) 382-4037
kfleming@sbccd.edu
www.coecc.net

INFORM

CONNECT

ADVANCE

Initiative of



Scope

This report was requested from the Center of Excellence by Barstow College. Data compiled in this report covers San Bernardino counties and the Inland Empire (which includes both San Bernardino and Riverside Counties).

Data for the Inland Empire region can be found on pages 3-5. Data solely for San Bernardino County is on pages 6-8.

Data was drawn from external sources including EMSI software supported by Economic Modeling Specialists, Inc. and California's Labor Market Information Division. No primary research was conducted nor was industry validation conducted in compiling this report.

Data Sources and Calculations

Industry Data

In order to capture a complete picture of industry employment, EMSI basically combines covered employment data from Quarterly Census of Employment and Wages (QCEW) produced by the Department of Labor with total employment data in Regional Economic Information System (REIS) published by the Bureau of Economic Analysis (BEA), augmented with County Business Patterns (CBP) and Nonemployer Statistics (NES) published by the U.S. Census Bureau. Projections are based on the latest available EMSI industry data, 15-year past local trends in each industry, growth rates in statewide and (where available) sub-state area industry projections published by individual state agencies, and (in part) growth rates in national projections from the Bureau of Labor Statistics.

Occupation Data

Organizing regional employment information by occupation provides a workforce-oriented view of the regional economy. EMSI's occupation data are based on EMSI's industry data and regional staffing patterns taken from the Occupational Employment Statistics program (U.S. Bureau of Labor Statistics). Wage information is partially derived from the American Community Survey. The occupation-to-program (SOC-to-CIP) crosswalk is based on one from the U.S. Department of Education, with customizations by EMSI.

State Data Source

This report uses state data from the California Labor Market Information Department.

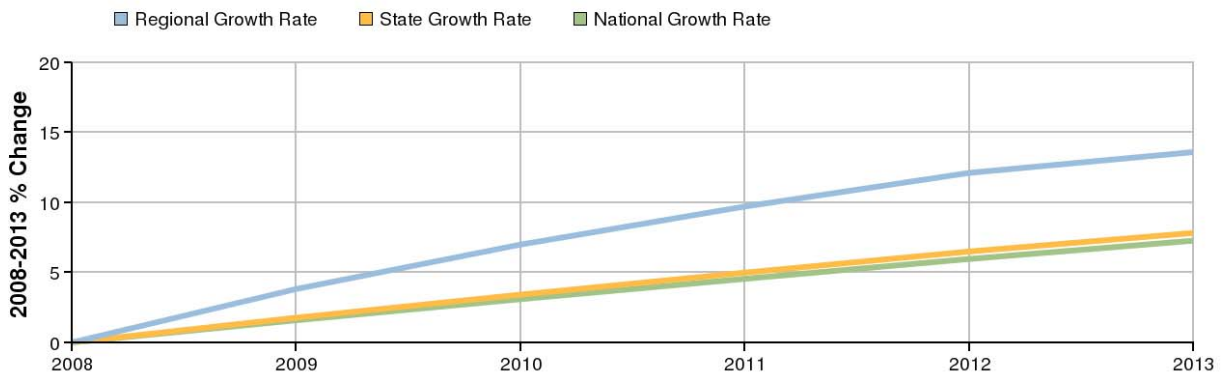
Inland Empire Region

Executive Summary

Selected Occupations	Education Level
Automotive body and related repairers (SOC 49-3021)	Long-term on-the-job training
Automotive glass installers and repairers (SOC 49-3022)	Long-term on-the-job training
Automotive service technicians and mechanics (SOC 49-3023)	Postsecondary vocational award
Bus and truck mechanics and diesel engine specialists (SOC 49-3031)	Postsecondary vocational award
Welders, cutters, solderers, and brazers (SOC 51-4121)	Long-term on-the-job training
Welding, soldering, and brazing machine setters, operators, and tenders (SOC 51-4122)	Moderate-term on-the-job training

Basic Information	
2008 Occupational Jobs	17,116
2013 Occupational Jobs	19,442
Total Change	2,326
Total % Change	13.59%
2007 Avg Hourly Earnings	\$17.43

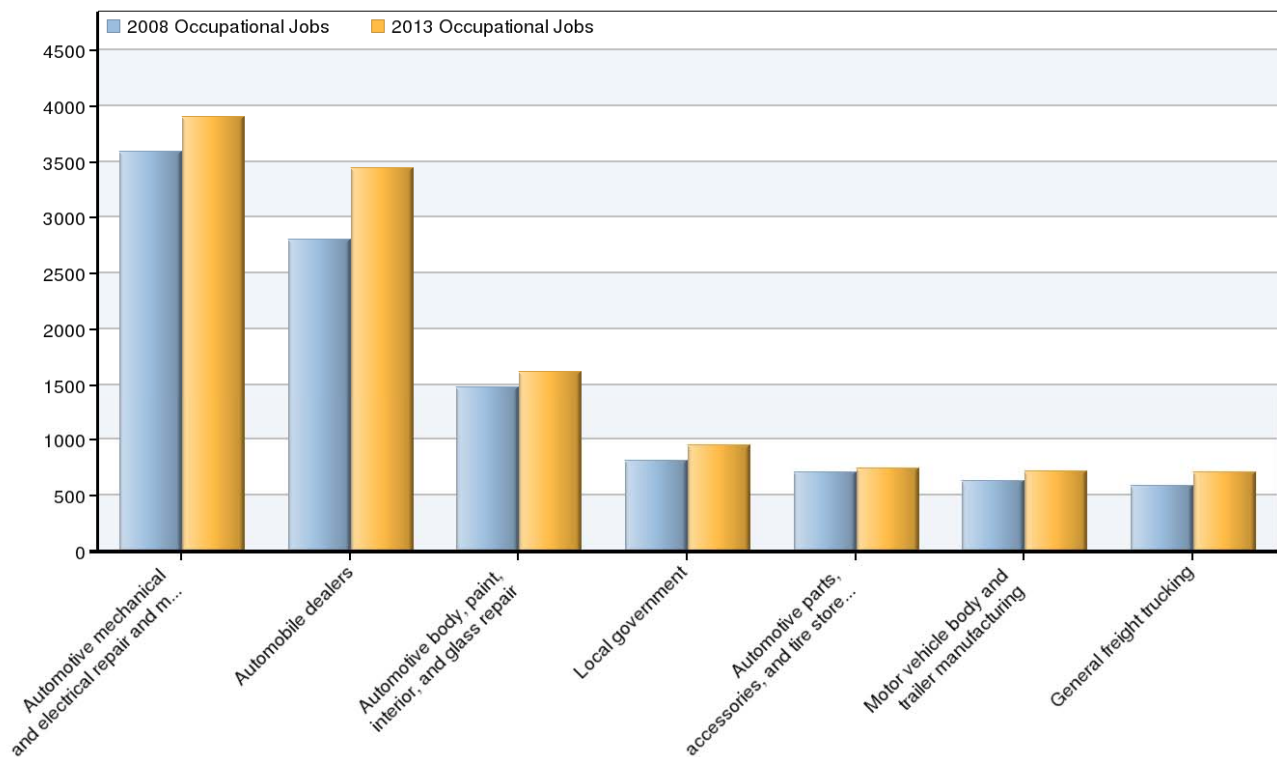
Occupational Change Summary



Region	2008 Jobs	2013 Jobs	Change	% Change	2007 Avg Hourly Earnings
Regional Total	17,116	19,442	2,326	14%	\$17.43
State Total	138,838	149,690	10,852	8%	\$19.28
National Total	1,511,692	1,621,502	109,810	7%	\$17.50

Source: EMSI Covered Employment - Fall 2008

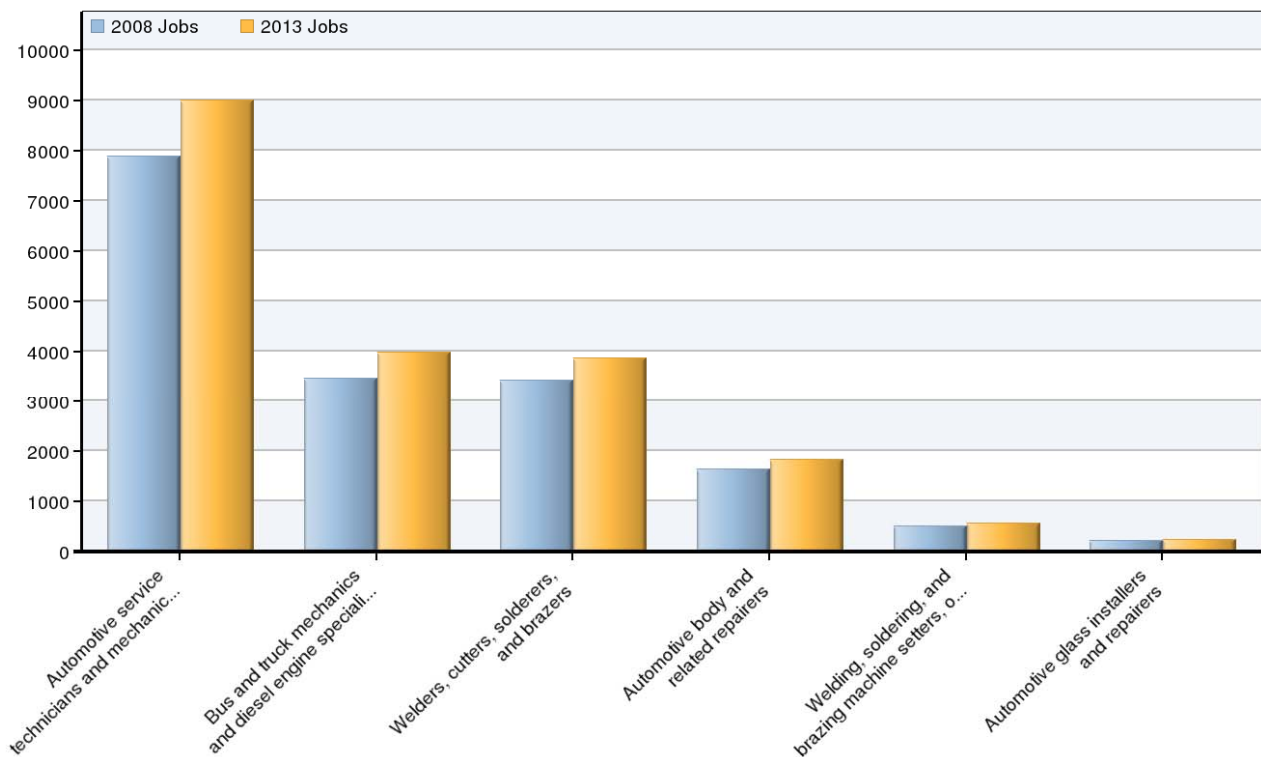
Top Industries for Selected Occupations



NAICS Code	Name	2008 Jobs	2013 Jobs	Change	% Change
811110	Automotive mechanical and electrical repair and maintenance	3,591	3,903	312	9%
441100	Automobile dealers	2,806	3,442	636	23%
811120	Automotive body, paint, interior, and glass repair	1,480	1,622	142	10%
930000	Local government	809	953	144	18%
441300	Automotive parts, accessories, and tire stores	712	741	29	4%
336200	Motor vehicle body and trailer manufacturing	628	717	89	14%
484100	General freight trucking	589	712	123	21%

Source: EMSI Covered Employment - Fall 2008

Occupational Breakdown in Inland Empire



SOC Code	Description	2008 Jobs	2013 Jobs	2007 Avg Hourly Earnings
49-3023	Automotive service technicians and mechanics	7,885	8,995	\$18.02
49-3031	Bus and truck mechanics and diesel engine specialists	3,465	3,978	\$19.34
51-4121	Welders, cutters, solderers, and brazers	3,425	3,860	\$15.73
49-3021	Automotive body and related repairers	1,638	1,818	\$15.17
51-4122	Welding, soldering, and brazing machine setters, operators, and tenders	491	560	\$13.56
49-3022	Automotive glass installers and repairers	212	231	\$18.50
	Total	17,116	19,442	\$17.43

Source: EMSI Covered Employment - Fall 2008

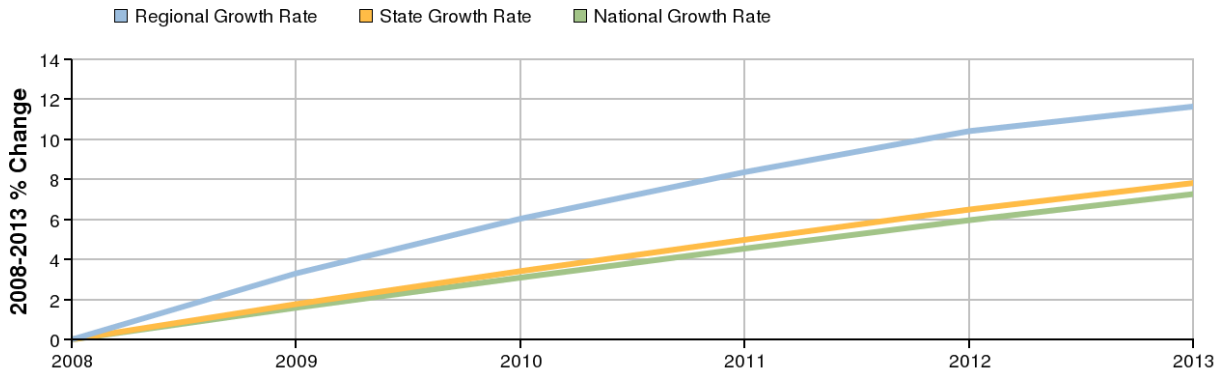
San Bernardino County

Executive Summary

Selected Occupations	Education Level
Automotive body and related repairers (SOC 49-3021)	Long-term on-the-job training
Automotive glass installers and repairers (SOC 49-3022)	Long-term on-the-job training
Automotive service technicians and mechanics (SOC 49-3023)	Postsecondary vocational award
Bus and truck mechanics and diesel engine specialists (SOC 49-3031)	Postsecondary vocational award
Welders, cutters, solderers, and brazers (SOC 51-4121)	Long-term on-the-job training
Welding, soldering, and brazing machine setters, operators, and tenders (SOC 51-4122)	Moderate-term on-the-job training

Basic Information	
2008 Occupational Jobs	9,142
2013 Occupational Jobs	10,206
Total Change	1,064
Total % Change	11.64%
2007 Avg Hourly Earnings	\$17.33

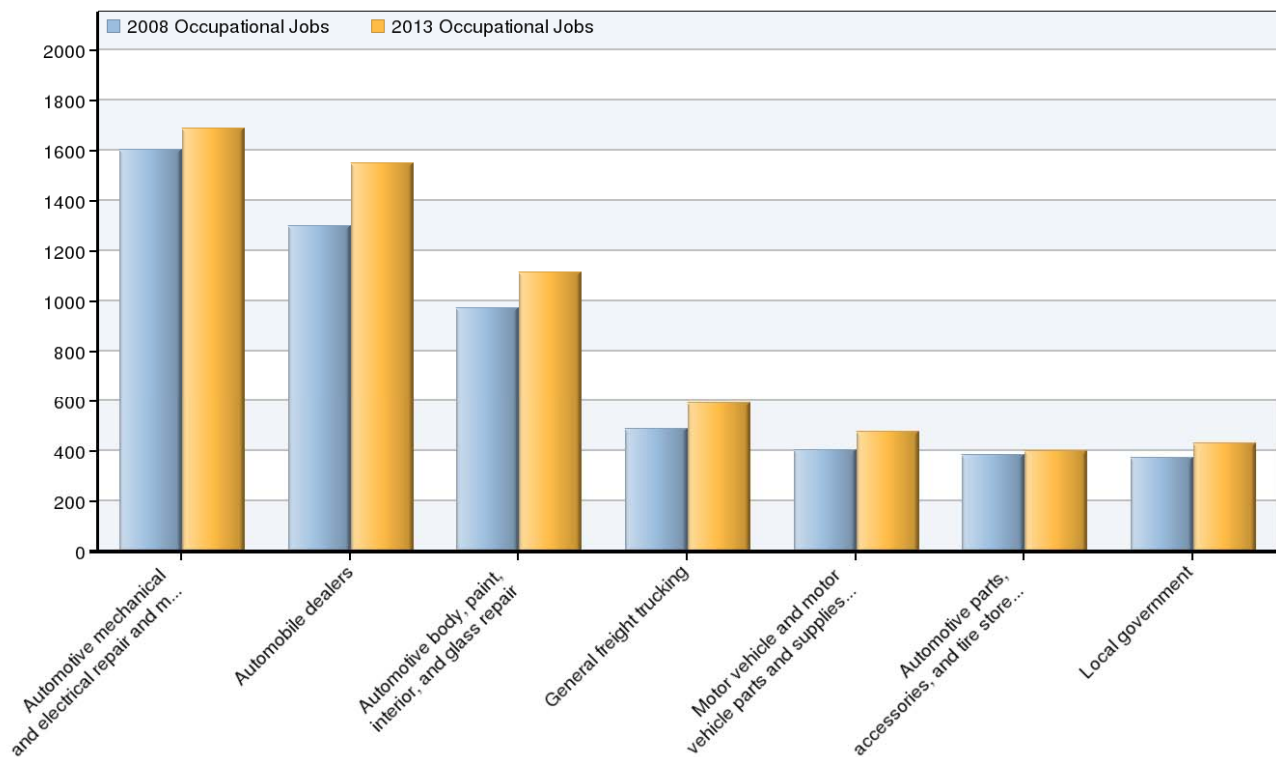
Occupational Change Summary



Region	2008 Jobs	2013 Jobs	Change	% Change	2007 Avg Hourly Earnings
Regional Total	9,142	10,206	1,064	12%	\$17.33
State Total	138,838	149,690	10,852	8%	\$19.28
National Total	1,511,692	1,621,502	109,810	7%	\$17.50

Source: EMSI Covered Employment - Fall 2008

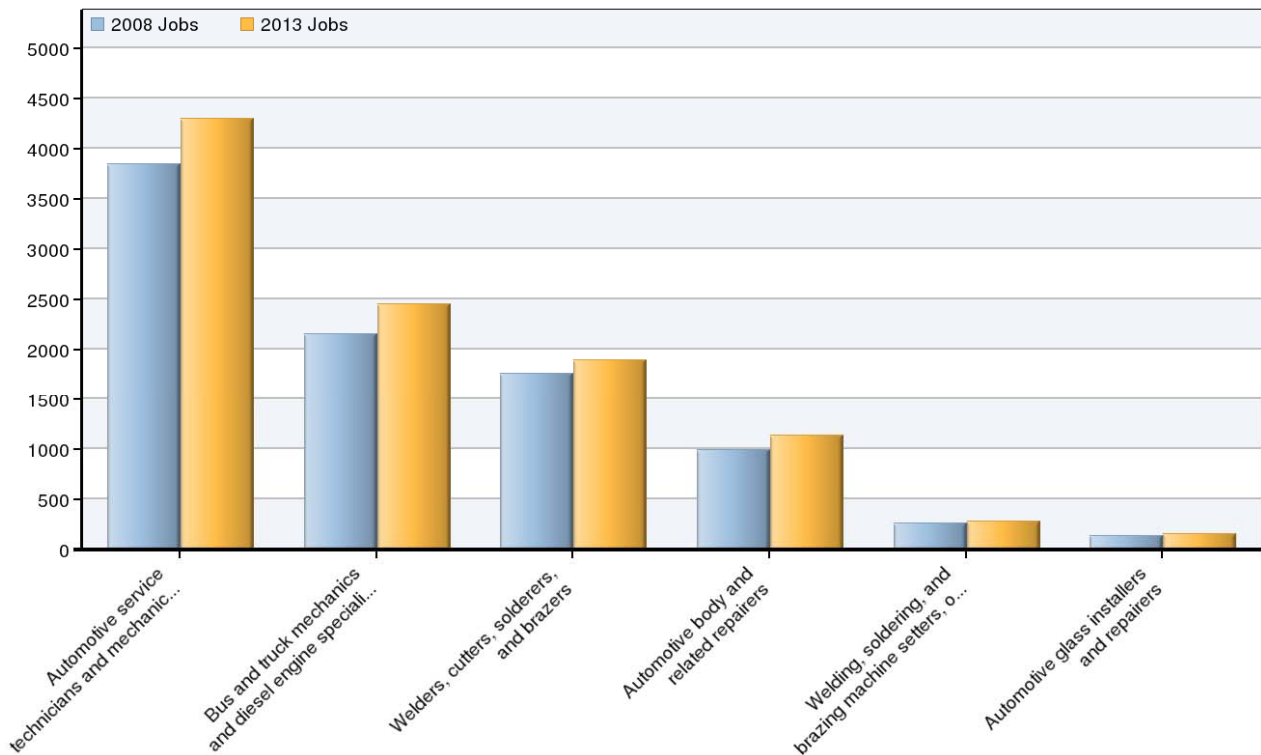
Top Industries for Selected Occupations



NAICS Code	Name	2008 Jobs	2013 Jobs	Change	% Change
811110	Automotive mechanical and electrical repair and maintenance	1,603	1,688	85	5%
441100	Automobile dealers	1,298	1,552	254	20%
811120	Automotive body, paint, interior, and glass repair	973	1,114	141	14%
484100	General freight trucking	489	592	103	21%
423100	Motor vehicle and motor vehicle parts and supplies merchant wholesalers	403	477	74	18%
441300	Automotive parts, accessories, and tire stores	383	400	17	4%
930000	Local government	374	432	58	16%

Source: EMSI Covered Employment - Fall 2008

Occupational Breakdown in San Bernardino County



SOC Code	Description	2008 Jobs	2013 Jobs	2007 Avg Hourly Earnings
49-3023	Automotive service technicians and mechanics	3,845	4,299	\$17.41
49-3031	Bus and truck mechanics and diesel engine specialists	2,155	2,455	\$19.62
51-4121	Welders, cutters, solderers, and brazers	1,756	1,890	\$16.31
49-3021	Automotive body and related repairers	995	1,132	\$14.69
51-4122	Welding, soldering, and brazing machine setters, operators, and tenders	256	277	\$13.80
49-3022	Automotive glass installers and repairers	135	153	\$17.86
	Total	9,142	10,206	\$17.33

Source: EMSI Covered Employment - Fall 2008